

Board of Commissioners
 Thomas F. Mark, Chairman
 Jason R. Jones, Vice Chairman
 Denny Bucher
 George S. Liner
 Theron L. McCabe
 Etteinne "E.T." Mitchell
 Johnnie Sampson, Jr.

Craven County



Administration Building
 406 Craven Street
 New Bern, NC 28560
 Fax 252-636-2728
 hr@cravencountync.gov

Administrative Staff
 Jack B. Veit, III, County Manager
 Gene Hodges, Assistant County Manager
 Nan Holton, Clerk to the Board
 Amber M. Parker, Human Resources Director
 Craig Warren, Finance Director

Commissioners 252-636-6601
 Manager 252-636-6600
 Finance 252-636-6603
 Human Resources 252-636-6602

Contact: Amber Tabarrini
 (252) 631-8002

Craven County Confirmed COVID-19 Cases Current as of 10/02/20, 11:30 am

Craven County has 1,680 confirmed COVID-19 cases as of 11:30 a.m. on October 2, 2020. Out of the 1,680 confirmed positive cases, 1,444 of those individuals have recovered, are doing well, and are out of isolation. The recovered cases completed the necessary isolation requirement and have been free of COVID-19 symptoms for at least 24 hours. Of the 1,680 cases, 21 have been related to out of state travel, 324 are from community transmission, 1,192 are a direct contact with a previously confirmed positive, 33 are still being investigated, and 110 are unknown. There have been 40 deaths related to COVID-19. Twenty-five of the active COVID-19 cases are currently hospitalized.

Craven County citizens are encouraged to use reputable sources of information to learn more about COVID-19 cases in Craven County and North Carolina. Reputable sources of information include the Craven County Health Department and NC Department of Health and Human Services (NCDHHS) websites.

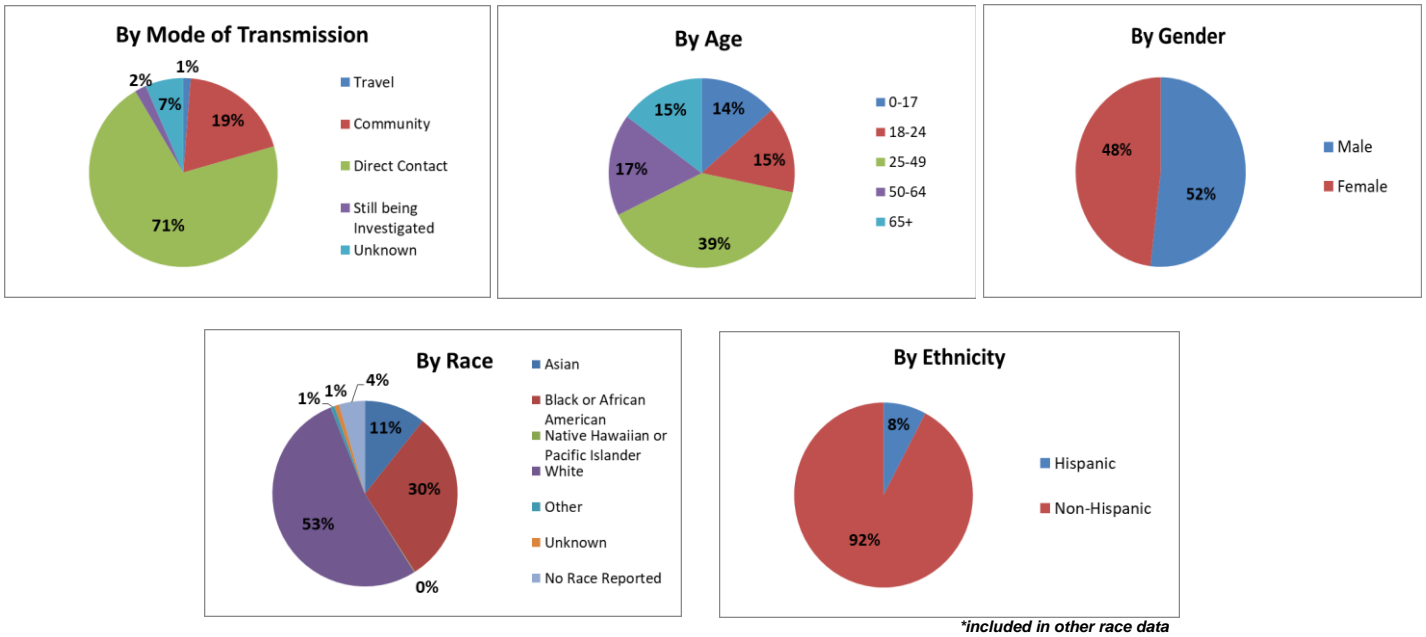
Total Confirmed Cases Craven County	Active Cases Craven County	Recovered Craven County	Deaths Craven County	Currently Hospitalized Craven County *of active cases
1,680	196	1,444	40	25

Craven County will continue to track and post the number of laboratory-confirmed COVID-19 cases; however, it is important to recognize there are many people with COVID-19 who will not be included in daily counts of laboratory-confirmed cases, including:

- People who had minimal or no symptoms and were not tested.
- People who had symptoms but did not seek medical care.
- People who sought medical care but were not tested.
- People with COVID-19 in whom the virus was not detected by testing.

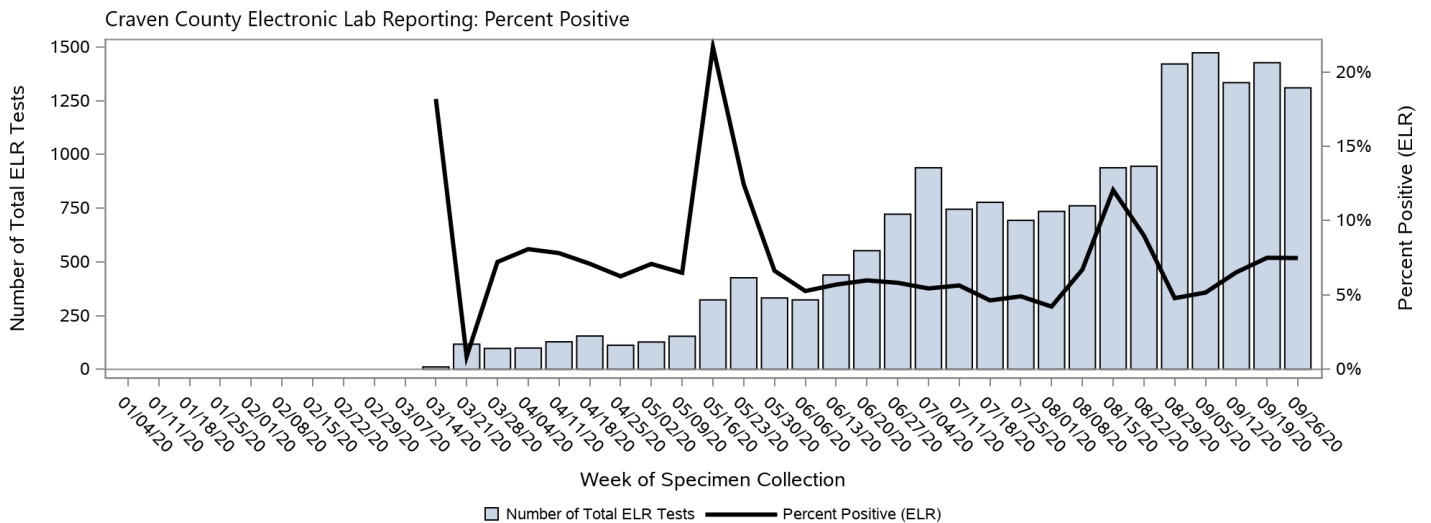
The number of laboratory-confirmed cases will increasingly provide a limited picture of the spread of infections in Craven County as COVID-19 becomes more widespread and the number of infected people who are not included in the daily counts of laboratory-confirmed cases increases.

Craven County COVID-19 Cases by Mode of Transmission, Age, Gender, Race, and Ethnicity



Note: As you review the data, please be aware this data is preliminary and may change as cases are investigated. Percentages may not sum to 100% due to rounding. Also, the data is representative of the confirmed cases, not of all COVID-19 cases in Craven County.

Craven County Electronic Lab Reporting: Percent Positive

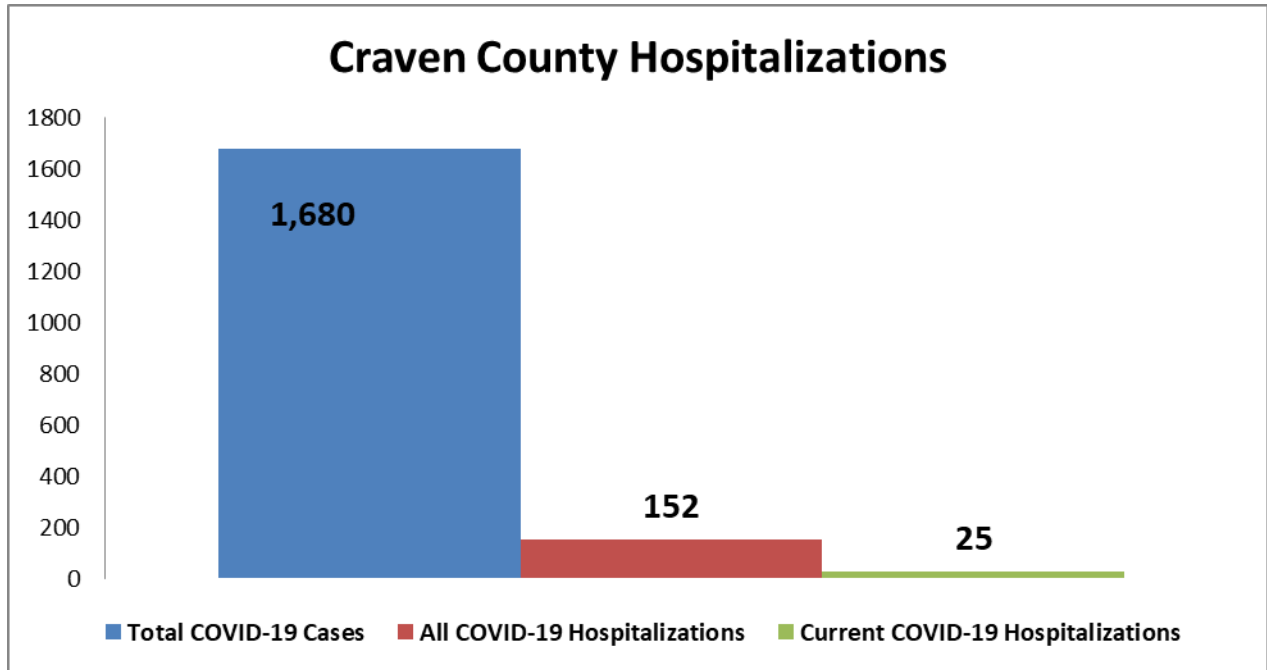


This shows the percent of positive tests as a proportion of total ELR tests. We know that as testing increases, the number of cases can climb. This gives us an idea of the number of cases with respect to the amount of testing being done. These are only calculated using results from labs that report electronically, listed below. Thus, this may not be representative of tests in Craven County that are being done by labs not reporting electronically.

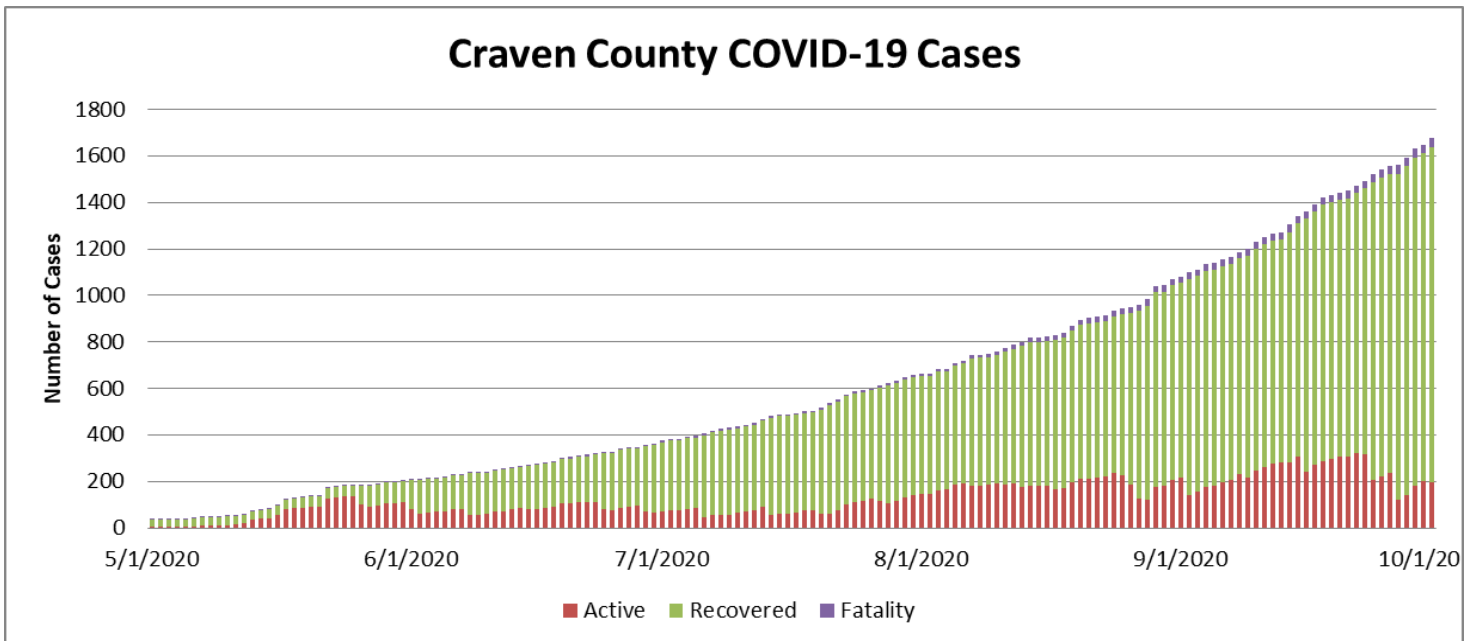
NOTES:

- 1) The total number of tests represents only positive, negative, and indeterminate COVID-19 test results coming from labs using electronic lab reporting (ELR) to report to NC DPH. New labs are continuously being on boarded for ELR. Labs reporting electronically currently include: NC State Lab of Public Health, LabCorp, Carolinas Medical System (Atrium Health), Duke, UNC, Vidant, Novant, Mission Hospital, Quest Atlanta, Quest New England, Quest Tampa, Quest West Hills, and Mako.
- 2) The week represents the week of specimen collection.
- 3) Dates in the figure above represent the ending date of each week.
- 4) All data is preliminary and subject to change.

Craven County COVID-19 Hospitalizations



Craven County COVID-19 Cases by Week



*Charts contain data collected up to October 1, 2020.

Note: As you review the data, please be aware this data is preliminary and may change as cases are investigated. Percentages may not sum to 100% due to rounding. Also, the data is representative of the confirmed cases, not of all COVID-19 cases in Craven County.